

A MASTERPIECE OF LUXURY

Salon Furniture & Equipment



TAKARA BELMONT GROUP

JAPAN	TAKARA BELMONT CORPORATION, OSAKA HEADQUARTERS Tel: +81-6-6212-3523 E-mail: beauty@takara-net.com Web: www.takarabelmont.co.jp/global/
U.S.A.	TAKARA BELMONT USA, INC. Tel: +1-732-469-5000 E-mail: webmaster@takarabelmont.com Web: www.takarabelmont.com
CANADA	TAKARA COMPANY, CANADA, LTD. Tel: +1-905-822-2755 Toll-free: +1-800-268-5351 Web: www.takarabelmont.ca
BRAZIL	TAKARA BELMONT PARA AMERICA DO SUL INDUSTRIA E COMERCIO DE MOVEIS LTDA Tel: +55-11-3147-4040 E-mail: takbel@takarabelmont.com.br Web: www.takarabelmont.com.br
U.K.	TAKARA BELMONT (UK) LTD. Tel: +44-20-7515-0333 E-mail: hairdressing@takara.co.uk Web: www.takara.co.uk
GERMANY	TAKARA BELMONT FRANKFURT OFFICE Tel: +49-69-2972-8090 E-mail: info@takara-belmont.de Web: www.takara.co.uk
KOREA	TAKARA BELMONT (KOREA) CORPORATION Tel: +82-2-410-5977 E-mail: info@takarabelmont.co.kr Web: www.takarabelmont.co.kr
TAIWAN	TAKARA BELMONT (TAIWAN) CORPORATION Tel: +886-2-8789-0809 E-mail: takara.twn@msa.hinet.net Web: www.takara-tw.com
CHINA	TAKARA BELMONT (SHANGHAI) CORPORATION Tel: +86-21-6272-8166 E-mail: takara-china@takarabelmont.com.cn Web: www.takarabelmont.com.cn
SINGAPORE	TAKARA BELMONT SINGAPORE PTE.LTD Tel: +65-6316-1110 E-mail: hairdressing@takarabelmont.sg Web: www.takarabelmont.sg

- Actual colour may differ from colour in printed catalogue.
- The manufacturer reserves the right to change models, descriptions, and specifications without prior notice.



TAKARA BELMONT GLOBAL
<http://www.takarabelmont.co.jp/global/>

Follow Us

@takara_belmont_global



Proud Professionalism by Takara Belmont

Proudly made in Japan—"It's TAKARA QUALITY"

By maintaining a focus on the needs and desires of the customer, Takara Belmont has been able to maintain a position as the world's leading manufacturer of salon furniture and equipment for over 96 years.

Our attention to quality craftsmanship and technology and our ability to comply with strict regulations in the salon and spa industry have enabled us to provide our customers with quality products, backed by the highest levels of service available in the market. It is this high level of dependability that has made the words "Made in Japan" something greatly appreciated and desired.

Takara Belmont's Commitment to Meticulous Manufacturing



1mm

The beauty of a chair lies in perfectly aligned stitches. Zero tolerance of deviation – not even 1mm.

Chairs are the "facade" of hair salon ambience. We do not compromise in manufacturing the most beautifully finished chairs for the very best salon ambience.



200 unique models

Within a Century

We know what comfort and durability are.

Since our first trial of styling chair development in the 1940s, we have conducted extensive research, designed more than 200 successor models and sold more than 1,200,000 units until today. We are committed to R&D in order to deliver fatigueless comfort and everlasting durability to all our customers. The vital criteria of styling chairs, comfort and durability, are always at the ultimate balance for our products, which are based on our rich experience and knowledge.



±0.05°

The ultimate in smooth curves. Allowing the integrity of beauty and toughness.

Curves finely honed to an accuracy of ±0.05° that are true to the design. This satisfies the rigorous requirements of salon professionals in terms of both beauty and toughness.



100,000 endurance tests

Rigorous and repetitive endurance testing to ensure reliable quality.

We conduct 100,000 endurance tests during the development stage. Only items that pass this severe testing are allowed to become final products. Our final challenge to the products is the meticulous inspection of 172 criteria. With all of these tests, we proudly deliver the products to the market with confidence.



Roller Ball Series

The world's first far-infrared hair dryer with a rotating ring. Since its launch in 1989, its innovativeness and functionality have made this product a best seller, with sales of more than 200,000 units in about 90 countries.



Relaxation Services

A new concept of relaxation provided at the shampoo space was proposed as a salon service in 2002. These services will continue to evolve as YUME SPA.



One-stop Service

The concept of one-stop service began in the 1960s with the integration of Takara Belmont's electric barber's chairs and fold-away basin units. Continuously evolving products make it possible to expand the high-value-added services of the salon.

"Proud Professionalism" videos
<http://www.takarabelmont.co.jp/english/salon/professionalism-movie.html>
http://www.takarabelmont.co.jp/global/201706_3rd.html



Factories that Support Takara Belmont Manufacturing



Aiming to build production systems that meet the needs of the times, we strive to adopt efficient equipment and the latest systems. For example, we introduced new machinery and facilities such as pipe benders and urethane injection machines installed at the Shiga Kiki factory. We are enhancing and stabilising quality and establishing new technologies. At the Osaka factory, we introduced a cell production system to enable high-mix low-volume production and a computer system to support the cell production system and created a streamlined system that eliminates excess, inconsistency, and waste. We obtained ISO 9001 certification and are fully committed to the production of high-quality products. Our products comply strictly with the laws and regulations of each country and can be used with confidence.

SHIGA KIKI FACTORY



Pipe Bender



Urethane Injector

OSAKA FACTORY



Cell Production System












TB-SQUARE

A world-class source of professional beauty information not available anywhere else.

More information
<http://www.takarabelmont.co.jp/global/tb-square/>

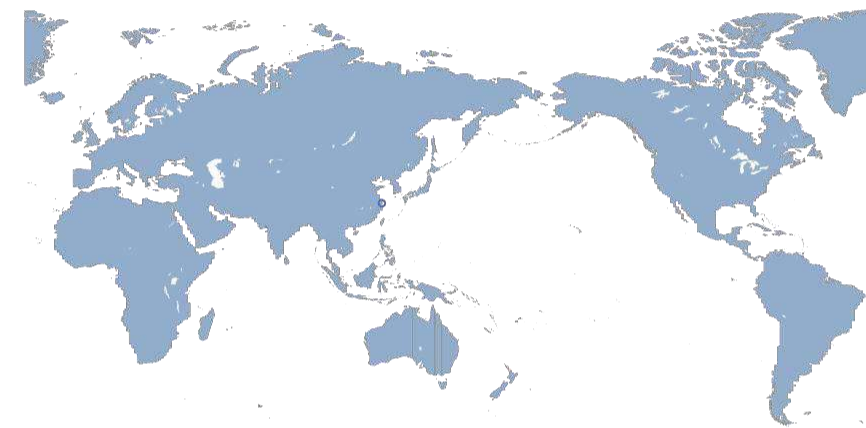


Exciting experiences and discoveries await your visit, in a space packed full of ideal salon images. TB-SQUARE is a comprehensive, professional beauty information epicentre, showcasing new salon menu, furniture, equipment and space designs, and offering trainings for techniques as well as consultation and advice on business management and the problems faced by salon staff. At this world beauty centre, visited by customers from many countries around the world, our latest products and salon menus can be experienced first-hand, supporting an unprecedented and innovative approach to salon development.

1F	<h3>Experience Beauty</h3> <p>Spacious open areas for unfettered experiencing of the latest Takara Belmont furniture, equipment and salon menus</p> <p>General Reception/TB Library/Communication Hall /Experience Booths</p>	  <p>TB Library Communication Hall</p>
2F	<h3>Encounter Beauty</h3> <p>A wealth of displays, from standard line-up to the new models. View and compare an immense number of items collected together on a single floor.</p> <p>Shampoo and One-stop Service Booth/Esthetic and Nail Booth/Men's Booth/ Styling Chair Booth/Processor Booth</p>	  <p>Men's Booth Styling Chair Booth</p>
3F	<h3>Design Beauty</h3> <p>Simulations are conducted in the Design Lab based on our latest information. The design you imagine can become a reality.</p> <p>Interior Space Lab/ Takara Design Lab/ Flexible Seminar Room/ Global Booth</p>	   <p>Scale Lighting Material</p>
4-5F	<h3>Study Beauty</h3> <p>Attend lectures and brand seminars to gain advanced techniques and knowledge for value-added salon services.</p> <p>LebeL Brand Booth/LebeL Studio/Brand Display/Photo Studio/Shampoo Studio/ Esthetic and Nail College</p>	  <p>Brand Display Shampoo Studio</p>

TAKARA BELMONT is a global brand.

Today, the Takara Belmont network of businesses is spread across the globe centred on North America and Europe. We are putting additional efforts into products tailored for local customers, as well as participation in global events, shows and exhibitions in each country. Products from Takara Belmont are used in 150 countries across the world and enjoy a high reputation as an international brand. Our principle of customers first prompts us to always take the customer's perspective, which is spreading worldwide beyond borders and cultures.



Takara Belmont (U.K.) Ltd.



Osaka Headquarters



New York Showroom



Singapore Showroom & Studio

INDEX

MAXIM / DIVAN	6
BRAMU / LEGEND	7
INOVA-EX / LANCER	8
MODEL NO. 225 (APOLLO 2 / ELEGANCE)	9
LEGACY / CLIPPER	10
DAINTY (MODEL NO. 405) / GT SPORTSMAN (MODEL NO. 141) / COLOUR CHART	11
LUAR / CALME	13
VINTAGE ALT+ / SHAMPOO JOY SERIES	14
D.SERIES / STANDARD LINE / OASIS CHAIR SERIES	15
D.SUITE / KITA FLORE	17
R.A.F / BINA	18
HALO / VINTAGE ALT	19
THEIA / LIM	20
D.CLASSICS / STYLING SOFA II / 090	21
KITA ERGO II / STANDARD LINE / D.SERIES / RSIII	22
CHAIR BASES	23
YUME SERIES	25-27
RSIII SERIES / NRS & RS SERIES	28
EXCELA / CLASSIC MAJOLICA CABINET / CLASSIC MIRROR	30
OPCEED / SALON CONSOLE / STANDARD MIRROR	31
MAJOLICA SERIES / NSS SERIES	32
ROLLER BALL F	34
SPA MIST II	35
MICRO MIST	36
FACIAL TREATMENT PROCESSORS	38
ESTHETIC BEDS & CHAIRS	39-40
EYELASH CHAIR RICHE	41
NAIL CHAIR REINE II / NAIL TABLE CHERIE / NAIL COUNTER & WAGON FINA / FOOT REST & PEDI STOOL	42
TOWEL WARMERS / COOLERS / STERILISERS / WAITING CHAIRS / STOOLS	44
SERVICE TABLES & TRAYS / TROLLEYS	45-46
MIRRORS	47



Takara Belmont's highest-grade barber's chairs have been a long-standing favorite. Can be tailored from a wide line-up with varied features and designs according to salon service and design.

BARBER'S CHAIRS

MEN'S GROOMING COLLECTION

- MAXIM
- DIVAN
- BRAMU
- LEGEND
- INOVA-EX
- LANCER
- MODEL NO. 225 (APOLLO 2 / ELEGANCE)
- LEGACY
- CLIPPER
- DAINTY (MODEL NO. 405)
- GT SPORTSMAN (MODEL NO. 141)
- COLOUR CHART

View our full range of products at <http://www.takarambelmont.com.sg/global-barber-chairs>



MAXIM

For salons offering the ultimate in comfort and premium luxury, MAXIM is a barber's chair guaranteeing customers ultimate seated comfort in any position. The chair's presence will sophisticate your salon and enhance esthetic, massage, and other services.



BACK SIDE




ESTHETIC EDITION


FULL-FLAT LEG REST & FOOTREST WITH HEATER
 AB-9500ESH1
 W710xD1080-1665xH930 (STROKE 290)mm
 SEAT: BLACK [SH1]

PRESTIGE EDITION

ROLL-OUT LEG REST WITH HEATER & HIGH GRADE FOOTREST
 AB-9500PSH24
 W710xD1050-1485xH930 (STROKE 290)mm
 SEAT: DARK BROWN [SH24]



Height-adjustable seat



Lift-up height-adjustable headrest



Gold headrest adjuster




Woody & gold armrest

SEAT

- BLACK [SH1]
- DARK BLUE [SH9]
- DARK BROWN [SH24]
- COOL BLACK [KA06] (genuine leather)

OPTION



SERVICE TABLE EX-95T


DIVAN

The supreme comfort of a full-flat posture—the movement of the DIVAN is extremely smooth with almost no mechanical shock. Its "shockless movement" function completely changes the general perception of what smooth reclining is.



EXCLUSIVE TYPE

AB-DVFD KA06
 W730xD1000-1610xH950 (STROKE 250)mm
 SEAT: COOL BLACK [KA06]
 ARMREST: DARK BROWN [D]
 *Picture shows Exclusive type with footrest pad
 *Footrest is non-removable.



Shockless movement

The newly developed mechanism enables highly precise shock absorption for not only up/down but also reclining movement. Its smooth movement maximises the relaxation effect for customers.
 *The set position or degree of shock absorption may vary depending on temperature or load.




Full-flat armrests

A new mechanism realises full-flat armrests. The arms on both sides can be slowly lowered to form an almost perfectly flat surface together with the seat and the backrest, which also allows esthetic services to be carried out in the chair.



Leg rest heater

The leg rest is equipped with a heater, which gently warms the legs and ensures an even more relaxing time.



Foot cushion
 *Exclusive type only



With/without service table
 *Product code with "T" means "with service table."


SEAT

- BLACK [SH1]
- IVORY [SH25]
- SMOKY BROWN [SH26]
- COOL BLACK [KA06] (genuine leather)

ARMREST (natural beech)

- DARK BROWN [D]
- LIGHT BROWN [L]
- CHARCOAL [C]

OPTION



FOOTREST PAD EX-DVP
 *Available only for Exclusive type

EXCLUSIVE TYPE

AB-DVFD/AB-DVFDT
 W730xD1000-1610xH950 (STROKE 250)mm
 SEAT: BLACK [SH1]
 ARMREST: DARK BROWN [D]



Full-flat leg rest
 *Footrest pad is an option

EXECUTIVE TYPE

AB-DVRL/AB-DVRLT
 W730xD1060-1460xH950 (STROKE 250)mm
 SEAT: SMOKY BROWN [SH26]
 ARMREST: LIGHT BROWN [L]



Roll out leg rest

EXCEED TYPE

AB-DVSC/AB-DVSC T
 W730xD1060-1340xH950 (STROKE 250)mm
 SEAT: IVORY [SH25]
 ARMREST: CHARCOAL [C]



Standard lift-up leg rest

BRAMU

Combining dignity and elegance, this chair realises premium seating comfort in a "DANDY SQUARE" furniture style form.



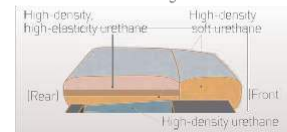
Full-flat style offers comfort for a wide range of salon services.

The synchronised movement of the backrest and leg rest brings the chair to a nearly fully flat posture¹. Works well with mobile wash unit YUME OASIS, YUME SWING position setting function² helps set an ideal shampoo position when using with YUME SWING.

¹Backrest surface angle: 172° ²OSP type only

The three-layer urethane seat cushion offers premium seating comfort.

The seat cushion consists of three urethane layers of differing softness. This prevents sinking of the cushion and maintains soft seating comfort for long seated periods.



OSP, STANDARD LIFT-UP LEG REST TYPE
AB-BROS-B-VT2

W760xD1088-1302xH907 (STROKE 280)mm

SEAT: DARK BROWN [VT2]

VARIATIONS

TYPE	MODEL NO.	LEG REST
STANDARD	AB-BRSTE	STANDARD LIFT-UP
STANDARD	AB-BRSTP	FULL-FLAT
OSP (FRONT/REAR)	AB-BROSE	STANDARD LIFT-UP
OSP (FRONT/REAR)	AB-BROSF	FULL-FLAT

*All types are equipped with cape holder, holder for hand dryer, leg rest heater, lift-up height-adjustable headrest, and removable footrest.
*OSP type is equipped with shockless movement for up/down and backrest reclining, foot cushion (full-flat type only), YUME SWING position setting function, and service table.

OPTIONS

FOOTREST PAD
EX-MVP
*Available only for the full-flat leg rest type
*For the chair in SH upholstery, ES upholstery is used for the footrest pad.

SERVICE TABLE
EX-95T



Double cushion structure and gathered upholstery

The backrest has a double cushion structure, achieving both softness and volume. The gathering on the front side provides a classy finishing touch.



Wide seating space and gathered seat cushion

The wide seat, armrests, and backrest firmly and comfortably support the body shape of male customers. The gathering on the seat cushion also acts as slide prevention while the customer is seated.

Selectable original vintage style



AB-BROOO-VTOM AB-BROOO-VTQA
*□ will be replaced with variation and upholstery colour.
*Available only with VT upholstery
*Bottom part of two-tone colour is available only in black [VT1].

SEAT

BLACK [VT1], DARK BROWN [VT2],
RED BROWN [VT3], CAMEL [VT4],
BLACK [SH1], DARK BROWN [SH24]

INOVA-EX

SOLID COMFORT—Abundant comfort in simple figure.

The valuable time flows at a leisurely pace in salon with the INOVA-EX.



Quality seating comfort

The chair uses soft, stretchy ES upholstery that snugly fits and embraces the customer's physique for seating comfort. The gathering design produces an impression of high quality.
*Backrest gatherings may vary from product to product.



Individual movement

Individually adjustable leg rest and backrest for work efficiency in limited space and variety of service.
[AB-IVFT/IVFW only]



Detachable backrest

User-friendly backrest for a long hair and child haircuts. Equipped with a holder for the backrest.
[AB-IVFW only]

ADJUSTABLE LEG REST TYPE

AB-IVFT-BK

W615xD1090-1330xH920 (STROKE 280)mm

SEAT: BLACK BK [ES8]



Footrest cover
[AB-IVFW only]

VARIATIONS

TYPE	MODEL NO.	BACKREST	LEG REST	FOOTREST
BASIC	AB-IVFE	FIXED	FIXED	FIXED
ADJUSTABLE LEG REST	AB-IVFT	FIXED	ADJUSTABLE	FIXED
DETACHABLE BACKREST AND ADJUSTABLE LEG REST	AB-IVFW	DETACHABLE	ADJUSTABLE	REMOVABLE

SEAT

BLACK BK [ES8],
BROWN DB [ES12],
WHITE WH [ES1],
RED RD [ES13],
CAMEL CM [ES14]

OPTIONS

HEADREST COVER
WITH EXTRA CUSHION
EX-IVFMC

ARMREST COVERS
(2 pcs. as set)
EX-IVFTC

BACKREST COVER
(for fixed backrest)
EX-IVFSC

BACKREST COVER
(for detachable backrest, upper & lower)
EX-IVFBC

LEGEND

The comfortable details that facilitate ease of use exactly as intended make this the ultimate men's chair, refining salon services to an extreme degree.

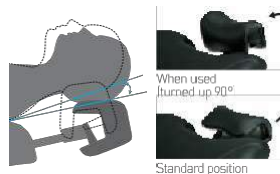


Full-flat leg rest

The footrest rises together with the leg rest to a nearly horizontal position so as to enhance customer comfort. This feature supports the expansion of new salon services, such as full-flat shampoo, head spa, and facial care.

Foot cushion

(Full-flat type only)
The separate foot cushion comfortably supports the customer's lying posture.



Lift-up height-adjustable headrest
(Luxe type, Prime type, and Full-flat type only)

The height of the headrest can be changed through a 90° rotation lift-up mechanism, and the gently curving shape comfortably support the customer's head and neck.

Shock-absorption mechanism

The standard shock-absorption feature enables the customer to be lowered smoothly to a comfortable full-flat posture.
*Prime type and Full-flat type only
*The shockless mechanism is equipped with up/down and backrest movement.

Leg rest heater

The leg rest is equipped with a heater, which gently warms the legs to ensure an even more relaxing time during shaving or facial care.
*Prime type and Full-flat type only

PRIME TYPE

AB-LGPD-ES8

W700xD1020-1280xH910 (STROKE 280)mm

SEAT: BLACK [ES8]

VARIATIONS

TYPE	MODEL NO.	HEADREST	LEG REST	HEATER
STANDARD	AB-LGSD	STANDARD	STANDARD LIFT-UP	WITHOUT
LUXE	AB-LGSD	LIFT-UP	STANDARD LIFT-UP	WITHOUT
PRIME	AB-LGPD	LIFT-UP	STANDARD LIFT-UP	WITH
FULL-FLAT	AB-LGPD	LIFT-UP	FULL-FLAT	WITH

*Footrest is removable. Raise the leg rest when removing the footrest.

OPTION

SERVICE TABLE
EX-95T

SEAT

BLACK [ES8], BROWN [ES12],
RED [ES13], CAMEL [ES14]

LANCER

Lancer leads the way.

High performance of customer-oriented comfort and operator-focused efficiency.



ENTRY TYPE

AB-HPEN-MM2

W685xD1015-1285xH960 (STROKE 210)mm

SEAT: DARK BROWN [MM2]

BASIC TYPE

AB-HPBN-VT4

W685xD1015-1285xH960 (STROKE 210)mm

SEAT: CAMEL [VT4]

PIPING: SILVER [CN33]

PRIME TYPE

AB-HPPN-MM1

W685xD1015-1285xH960 (STROKE 210)mm

SEAT: BLACK [MM1]

PIPING: BLUE [ES23]

VARIATIONS

TYPE	MODEL NO.	CONTROL PANEL	LEG REST	ROTATION LOCK SWITCH
ENTRY	AB-HPEN	RIGHT SIDE OF THE BODY	FIXED [WITHOUT APRON]	BODY SWITCH [RIGHT SIDE]
BASIC	AB-HPBN	BOTH SIDES OF THE BODY	FIXED [WITH APRON]	BODY SWITCH [BOTH SIDES] / FOOT CONTROL
PRIME	AB-HPPN	BOTH SIDES OF THE BODY	ADJUSTABLE [SYNCHRONISED WITH BACKREST]	BODY SWITCH [BOTH SIDES] / FOOT CONTROL

*Footrest is non-removable.

SEAT (Entry type: no piping)

BLACK [MM1],
DARK BROWN [MM2]

SEAT (Basic type / Prime type [piping colour])

BLACK [MM1] [BLUE [ES23]],
DARK BROWN [MM2] [RED [ES13]],
CAMEL [VT4] [SILVER [CN33]]

OPTIONS

HEIGHT-ADJUSTABLE SEAT
The height-adjustable seat function can be added as an option to all types at additional cost.
W450xD280 (STROKE 160)mm
*An anti-pinch prevention board is installed under the armrests.



SILVER BASE & PUMP COVER



Since its first introduction in 1961, its now iconic silhouette graces grooming salons worldwide. With an ever-growing presence over the years, Takara Belmont makes the Real Thing by preserving tradition through evolution.

ORIGINAL SPECS



with CLASSIC E [SILVER]
W640xD940-1480xH1085-1290mm
SEAT: BLACK [NL5]
PIPING: BLACK [NL5]

CLASSIC SPECS (WITH HEEL REST)



with SLIM-R [GREY]
W640xD1140-1515xH1080-1255mm
SEAT: BLACK [NL5]
PIPING: BLACK [NL5]

SEAT

- BLACK [NL5]
- RED [NL6]
- DARK BROWN [NL24]
- LIGHT GREY [NL3] (WHITE [NL1] piping)
- CAMEL [NL22] (BROWN [NL12] piping)
- RED [NL6] (WHITE [NL1] piping)
- DARK BROWN [NL24] (IVORY [NL2] piping)

*Upholstery and piping colour options available. Prices may vary.

ICON



with SLIM-R [GREY]
W640xD940-1480xH1080-1255mm
SEAT: DARK BROWN [SH24]
PIPING: IVORY [NL2]

Note: Photo enlarged to show stitching

ELITE BLACK



with SLIM-R [BLACK]
W640xD940-1480xH1080-1255mm
SEAT: BLACK [NL5]
PIPING: WHITE [NL1]

ELITE WHITE

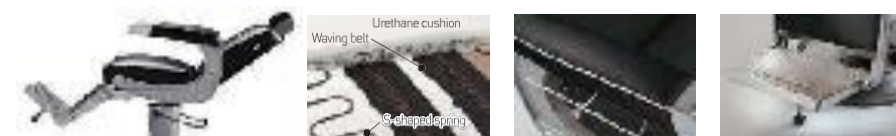


with SLIM-R [WHITE]
W640xD940-1480xH1080-1255mm
SEAT: WHITE [NL1]
PIPING: BLACK [NL5]

- SEAT (ICON model only)
- DARK BROWN [SH24] (IVORY [NL2] piping)
 - BLACK [NL5] (WHITE [NL1] piping)

*Upholstery and piping colour options available. Prices may vary.

- CHAIR BASE Select from the following:
- 🔘 CLASSIC E [See page 23 for details.]
 - 🔘 SLIM-R [Grey, Black or White]



Comfortable reclining angles (reclining: 30° to upright: 75°)

The ergonomic features provide both comfort and stability

Upholstered padded armrests and integrated gown rail

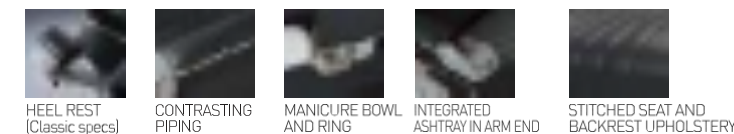
Belmont-branded footrest with stopper

Height-adjustable and removable headrest (8 settings)

UPGRADE OPTIONS

(common to 225 series)

(Original / Classic / Elite)



HEEL REST (Classic specs) | CONTRASTING PIPING | MANICURE BOWL AND RING | INTEGRATED ASHTRAY IN ARM END | STITCHED SEAT AND BACKREST UPHOLSTERY

Tradition, redefined. The reassuring solidity of cast iron. The familiar touch of soft leather. Each nostalgic detail passed down over nine decades and brought to life by dedicated craftsmen.

LEGACY 90



with CLASSIC E [WHITE]
W713xD1228-1534xH1084-1289mm
SEAT: BLACK [NL5]
CHAIR FRAME: WHITE

LEGACY 95



with AN-008HS
W713xD1228-1534xH1070-1245mm
SEAT: RED [NL6]
CHAIR FRAME: WHITE

SEAT

- BLACK [NL5]
- RED [NL6]
- DARK BROWN [NL24]

*Upholstery colour options available. Prices may vary.



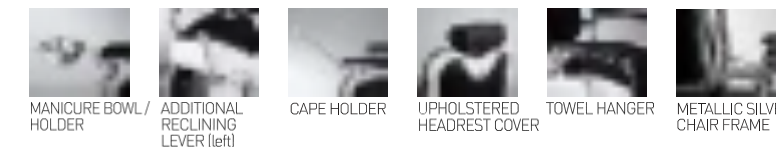
With KOKEN logo for American market

OPTIONS



HEADREST HOLDER | DRYER HOLDER (optional in some countries)

UPGRADE OPTIONS



MANICURE BOWL HOLDER | ADDITIONAL RECLINING LEVER (left) | CAPE HOLDER | UPHOLSTERED HEADREST COVER | TOWEL HANGER | METALLIC SILVER CHAIR FRAME

- CHAIR BASE Select from the following:
- 🔘 CLASSIC E [See page 23 for details.]
 - 🔘 AN-008HS

There is a reason it sets men's hearts racing. Inspired by classic motorbikes, its unique blend of traditional and modern imparts a no-nonsense style.

ORIGINAL SPECS



with SLIM-R [GREY]
W780xD1085-1545xH1115-1285mm
SEAT: BLACK [GL2]
RECLINING LEVER: LEFT

CLASSIC SPECS (WITH HEEL REST)

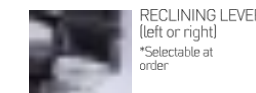


with SLIM-R [GREY]
W780xD1285-1580xH1115-1285mm
SEAT: BLACK [GL2]
RECLINING LEVER: LEFT

SEAT

- BLACK [GL2]
- DARK BROWN [GL3]

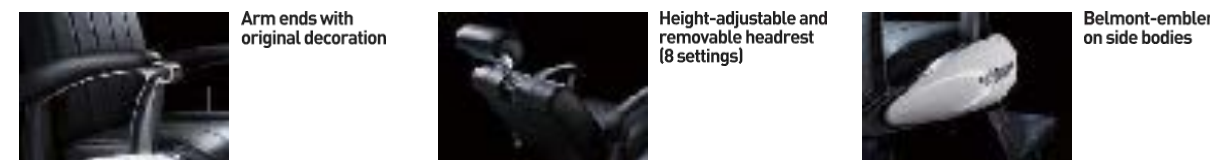
OPTION



RECLINING LEVER (left or right) *Selectable at order

UPGRADE OPTION

HEEL REST (Classic specs)



Arm ends with original decoration

Height-adjustable and removable headrest (8 settings)

Belmont-emblem on side bodies

- CHAIR BASE Select from the following:
- 🔘 CLASSIC E [See page 23 for details.]
 - 🔘 SLIM-R [Grey, Black or White]

DAINTY (MODEL NO. 405)

DAINTY (MODEL NO. 405)

A favourite of grooming salons for 30 years, this long-time bestseller has a design that never fails to impress yet blends effortlessly into a variety of spaces.



with SLIM-85CC [CHROME]
W630xD900-1215xH982-1182mm
SEAT: WHITE [NL1]
PIPING: CHARCOAL GREY [NL4]

SEAT

- LIGHT GREY [NL3] ■ CHARCOAL GREY [NL4] ■ BLACK [NL5] ■ MAROON [NL25]
- LIGHT GREY [NL3] (WHITE [NL1] piping) ■ CHARCOAL GREY [NL4] (WHITE [NL1] piping) ■ WHITE [NL1] (CHARCOAL GREY [NL4] piping)

*Upholstery and piping colour options available. Prices may vary.

CHAIR BASE Select from the following:

- 🔗 SLIM-85 [black [BB] or chrome [CC]]

GT SPORTSMAN (MODEL NO. 141)

GT SPORTSMAN (MODEL NO. 141)

This unique design inspired by classical sports cars emphasises boldness of form without sacrificing comfort. Stylish yet ergonomic, this chair is truly versatile.



with SLIM-85BB [BLACK]
W650xD980-1350xH1055-1255mm
SEAT: BLACK [NL5]
PIPING: BLACK [NL5]

SEAT

- BLACK [NL5] ■ DARK BROWN [NL24] (IVORY [NL2] piping)

*Upholstery and piping colour options available. Prices may vary.

CHAIR BASE Select from the following:

- 🔗 CLASSIC E [See page 23 for details.] 🔗 SLIM-85 [black [BB] or chrome [CC]]



COLOUR CHART

VINYL UPHOLSTERY							
INDIGO BLACK [FS1]	ASH BROWN [FS2]	CANVAS BEIGE [FS3]	WHITE [HY1]	BEIGE [HY2]	DARK BROWN [HY3]	BLACK [HY4]	
RED [HY5]	MOSS GREEN [HY6]	BLACK [IM1]	DARK BROWN [IM2]	PURPLE BROWN [IM1]	DARK BROWN [IM2]	IVORY [IM3]	BLACK [VT1]
DARK BROWN [VT2]	RED BROWN [VT3]	CAMEL [VT4]	BEIGE [VT5]	GREEN [VT6]	WHITE [ES1]	YELLOW [ES2]	BLACK [with Dimples] [ES4]
BLACK [ES8]	IVORY [ES9]	LIGHT BROWN [ES10]	MAROON [ES11]	BROWN [ES12]	RED [ES13]	CAMEL [ES14]	LIGHT BLUE [ES16]
LIGHT GREEN [ES17]	GREEN [ES18]	ROSE PINK [ES20]	BEIGE [ES21]	BLUE [ES23]	PEARL BEIGE [CN21]	PEARL SILVER [CN22]	TITANIUM SILVER [CN25]
WHITE [NL1]	IVORY [NL2]	LIGHT GREY [NL3]	CHARCOAL GREY [NL4]	BLACK [NL5]	RED [NL6]	LIGHT BROWN [NL8]	OLIVE [NL10]
MARRON BROWN [NL11]	BROWN [NL12]	MUSTARD YELLOW [NL21]	CAMEL [NL22]	RED BROWN [NL23]	DARK BROWN [NL24]	MAROON [NL25]	WHITE [NH1]
BLACK [NH5]	RED [NH7]	BROWN R [NH8]	CAMEL R [NH9]	RED BROWN [NH10]	OLIVE GREEN [NH11]		
URETHANE UPHOLSTERY							GENUINE LEATHER
BROWN [NF1]	OLIVE BEIGE [NF2]	BLACK [TI1]	DARK BROWN [TI2]	RUBY [TI3]	SAND BEIGE [TI4]		COOL BLACK [KA06]
OFF-WHITE [TI5]	BLACK [SH1]	MUSTARD YELLOW [SH6]	MAROON [SH7]	WHITE [SH8]	DARK BLUE [SH9]	CAMEL [SH10]	
IVORY [SH15]	ENGLAND GREEN [SH18]	YELLOW [SH21]	ORANGE [SH22]	RED [SH23]	DARK BROWN [SH24]	IVORY [SH25]	
SMOKY BROWN [SH26]	CHARCOAL GREY [AH1]	DARK BROWN [AH2]	CAMEL [AH3]				

Multipurpose chairs provide high added value to the salon space. Shampoo chairs with a reclining mechanism fit in well with wash units. These can be tailored according to salon services and design.

MULTIPURPOSE & SHAMPOO CHAIRS

- LUAR
- CALME
- VINTAGE ALT +
- SHAMPOO JOY SERIES
- D.SERIES
- STANDARD LINE
- OASIS CHAIR SERIES

More information
<http://www.takarabelmont.co.jp/global/beauty/chairs/>



<http://www.takarabelmont.co.jp/global/beauty/shampoo/>



D. SERIES

A design with a sense of presence that symbolically creates a salon space.

MACCOW DANDY

MULTIPURPOSE CHAIR

SU-286DSNH5/SP-AD
W615xD995-1325xH880mm
SEAT: BLACK [NH5]
SURFACE FINISH: MAT [D]



SEAT
 WHITE [NH1] BLACK [NH5]
 BROWN R [NH8] CAMEL R [NH9]

SURFACE FINISH
 CHROME [C] MAT [D]

MACCOW SHAMPOO

SU-284CSNH1/SP-AC
W580xD975-1185xH850mm
SEAT: WHITE [NH1]
WITH ARMREST PADS
SURFACE FINISH:
CHROME PLATED [C]
*Without armrest pads is also available



SEAT
 WHITE [NH1] BLACK [NH5]
 BROWN R [NH8] CAMEL R [NH9]

SURFACE FINISH
 CHROME [C] MAT [D]

CADILLA SHAMPOO

SU-282GCCN22/SP-AC
W573xD955-1175xH830mm
SEAT: PEARL SILVER [CN22]
SURFACE FINISH:
CHROME PLATED [C]
*Semi-reclining type [R] is also available
*Price may vary
*Headrest is available at additional cost.



SEAT
 PEARL BEIGE [CN21] PEARL SILVER [CN22]

SURFACE FINISH
 CHROME [C] MAT [D]

CHAIR BASE (See page 23 for details.) Select from the following: **LONG STROKE MODEL**

STANDARD LINE

Long-standing and familiar bestsellers.

SET JOY ABLE

MULTIPURPOSE CHAIR

SU-275 NL24/
SP-275N
W610xD890-1200xH870mm
SEAT: DARK BROWN [NL24]



SEAT
 BLACK [NL5] DARK BROWN [NL24]

SC-205S

SU-205S NL5/
SP-202C
W577xD980-1230xH830mm
SEAT: BLACK [NL5]
*Headrest is available at additional cost.



SEAT
 BLACK [NL5]

SC-215N

MULTIPURPOSE CHAIR

SU-215N NL4/
SP-202C
W600xD860-1110xH820mm
SEAT: CHARCOAL GREY [NL4]



SEAT
 CHARCOAL GREY [NL4] BLACK [NL5]

CHAIR BASE (See page 23 for details.) Select from the following: **LONG STROKE MODEL** *For SC-205S, SC-215N only.

OASIS CHAIR SERIES

Equipped with seat slide and lumbar support functions based on ergonomics. May be used in combination with the RS SWING and NRS SEPARATE.

KAZE

SU-OAKPLCN21/SP-YC
W570xD950-1190xH865mm
SEAT: PEARL BEIGE [CN21]



SEAT
 PEARL BEIGE [CN21]
 BLACK [NL5]

OTO

SU-OAOLSH24/SP-YC
W690xD950-1190xH865mm
SEAT: DARK BROWN [SH24]



SEAT
 BLACK [SH1]
 WHITE [SH8]
 DARK BROWN [SH24]



CHAIR BASE (See page 23 for details.) Select from the following: **LONG STROKE MODEL** (SP, CHDN only) **BASIC MODEL** (SP, YC only)



Ergonomically designed cushions and manufacturing with meticulous attention to detail provide customers a relaxing time while in the salon. Find the chair that suits your salon perfectly.

STYLING CHAIRS & CHAIR BASES

- D.SUITE
- KITA FLORE
- R.A.F
- BINA
- HALO
- VINTAGE ALT
- THEIA
- LIM
- D.CLASSICS
- STYLING SOFA II
- G90
- KITA ERGO II
- STANDARD LINE
- D.SERIES
- RS III
- CHAIR BASES

For information
<http://www.seonabair.com.jp/global/beauty/chairs/>



New Comfort, New Relaxation.
A relaxing styling chair that maximises customer comfort.

D.SUITE



LEG REST TYPE
SU-D4DES9/SP-YE
W690xD1005-1045xH850-880mm
SEAT: IVORY [ES9]
*The backrest is extendable at 30mm.



FOOTREST TYPE
(with reclining)
SU-D4ERES9ES12/SP-YE
W690xD965-1020xH850-880mm
SEAT: IVORY [ES9]x BROWN [ES12]
*The backrest is extendable at 30mm.



FOOTREST TYPE
(without reclining)
SU-D4ENES9/SP-YE
W690xD965xH860mm
SEAT: IVORY [ES9].

HANA
KAHORI SATOSHI
MAKI x YAGIOKA

"HANA LINE" is a special collaboration series by the illustrator Kahori Maki and the hair designer Satoshi Yagioka.

DREAM LOVE MODE

SU-D4DF99

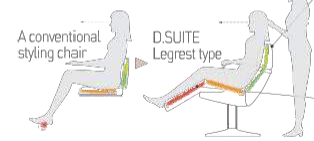
*Illustrations may be added to single-colour leg rest types only.
*The illustration colours are as follows.
White [ES1] and Ivory [ES9]; Black Black [ES8] and Brown [ES12]; White

The D.SUITE completely updates the existing structures and dimensions of styling chairs.

It maintains functionality while adopting the natural form of a sofa. This provides relaxation from the waist down and affords comfort so customers can become lost in time.

Meticulously considered operability
The backrest height has been raised and comfort enhanced. Innovations to the thickness and form were also adopted, creating a structure where the line of sight and mirrors are directly opposed to create operability that remains unchanged.

Unprecedented comfort
The lumbar and seat angles have been adjusted to create a revolutionary structure that provides broad support from waist to feet and supports a natural and relaxing posture.



Leg rest support function
Provides unprecedented comfort.
*Leg rest type only



Backrest extension function
Supports customers back comfortably even to tall customers.



Reclining function
Makes processing time comfortable.
*Leg rest type, footrest type (with reclining function) only



SEAT (single colour)
 WHITE [ES1]
 BLACK [ES8]
 IVORY [ES9]
 BROWN [ES12]

SEAT (two-tone colour)
 WHITE [ES1] x BLACK [ES8]
 IVORY [ES9] x BROWN [ES12]

OPTION
 D.SUITE
 LEG REST COVER
 EA-D4DVCL

CHAIR BASE (See page 23 for details.)
 Select from the following:
LOW-HEIGHT MODEL
BASIC MODEL
LONG STROKE MODEL



A simple form, natural texture of materials, and high-quality seating comfort.
Natural design for enjoying expansive space and relaxing times.

#01

A neutral model that combines simple cushions and frames with wood materials



SU-D5CFS2/SP-YAB
 W536xD866xH832mm
 SEAT: ASH BROWN [FS2]

SEAT
 INDIGO BLACK [FS1]
 ASH BROWN [FS2]
 CANVAS BEIGE [FS3]

#02

A stylish model that highlights the combination of frames and a backrest belt



SU-D5DVT1/SP-YAB
 W578xD800xH792mm
 SEAT: BLACK [VT1]

SEAT
 BLACK [VT1]
 DARK BROWN [VT2]
 BEIGE [VT5]

#03

A model with a bold design that appears to be cushions placed in a wooden box



SU-D5EFS3/SP-YEB
 W671xD835xH846mm
 SEAT: CANVAS BEIGE [FS3]

SEAT
 INDIGO BLACK [FS1]
 ASH BROWN [FS2]
 CANVAS BEIGE [FS3]



Upholstery with fabric texture
 A newly selected vinyl upholstery, with unique and unadorned feel of fabric, is used.
 (used on #01 and #03).



Natural wood
 Plentiful natural wood is used for each part. The tone and grain of the wood is highlighted to create appealing and unique variations.



Iron frame
 Irregularities are intentionally formed in the surface of the black iron frame to create a finish with the feel of a rough material.



R.A.F MIRROR →P.47



R.A.F STOOL →P.44

CHAIR BASE (See page 23 for details.) Select from the following:
LONG STROKE MODEL
LOW-HEIGHT MODEL
BASIC MODEL
LONG STROKE MODEL

Attractive and vivid.
Chairs with a modern and elegant furniture-like design suited for modern salons.

ROSA

The gentle lines and stability invite a comfortable and relaxing time.



SU-D4AHY5/SP-YI
 W710xD880xH800mm
 SEAT: RED [HY5]

SEAT
 BEIGE [HY2]
 DARK BROWN [HY3]
 BLACK [HY4]
 RED [HY5]
 MOSS GREEN [HY6]

CALENDOLA

A silhouette that evokes images of lovely flower petals



SU-D4BHY1/SP-YI
 W680xD910xH805mm
 SEAT: WHITE [HY1]

SEAT
 WHITE [HY1]
 BEIGE [HY2]
 DARK BROWN [HY3]
 BLACK [HY4]
 RED [HY5]
 MOSS GREEN [HY6]

LUPINA

An overwhelming presence created from novel lines and form



SU-D4CHY3/SP-YI
 W690xD910xH800mm
 SEAT: DARK BROWN [HY3]

SEAT
 WHITE [HY1]
 BEIGE [HY2]
 DARK BROWN [HY3]
 BLACK [HY4]
 RED [HY5]
 MOSS GREEN [HY6]

Seat structure distributes body pressure to enhance long-term comfort.
 The seat has holes of different shapes to distribute the pressure on the buttocks where the pressure is mostly applied while seated. As a result, the cushion conforms to the body and provides for comfort and relaxation even when sitting for extended periods.



Round backrest tailored to the body
 This backrest, which comfortably supports the body, uses a moulded cushion for a high degree of dimensional accuracy and comfort.



Hybrid upholstery provides both durability and a high-quality feel.
 A synthetic leather that provides a new sensation as well as strength and durability while achieving the silky soft texture like real leather.



EXCLUSIVE CHAIR BASE
 A new design that pairs a chair top with an elegant silhouette and a streamlined chair base. The mirror-finish texture further enhances its quality like a sofa.

SP-YI
 INITIAL HEIGHT: 341mm
 STROKE: 142mm

Novel BINA combines old and new materials.
A collaboration series with BINA, a furniture brand with redefined eco design.


IOLA

The frame of the backrest and armrests adopts an old-wood themed design for a simple yet elaborate pattern made from woodchips.



SU-D5A/EA-BIN-AVT6/
 EA-BIN-FSA/SP-YFL
 W610xD780xH789mm
 SEAT: GREEN [VT6]

SEAT
 DARK BROWN [VT2]
 GREEN [VT6]
 BEIGE [VT5]



The craftsmanship of the random wood pattern brings to mind a flower bed. The arm cushions create an enveloping and luxuriant finish.

CERCA

The soft armrests and metal frame feature an aged finish that conveys the meticulous skill of the craftsmen.



SU-D5B/EA-BIN-BVT5/
 EA-BIN-FSB/SP-YAB
 W530xD840xH835mm
 SEAT: BEIGE [VT5]

SEAT
 DARK BROWN [VT2]
 GREEN [VT6]
 BEIGE [VT5]



A model that reflects the back view, which combines metal with an aged finish and the wood frame with a scrubbing finish



THEIA MIRROR →P.47
 [NATURAL]



MOSAIC MIRROR →P.47

CHAIR BASE (See page 23 for details.) Select from the following:
LONG STROKE MODEL
LOW-HEIGHT MODEL
BASIC MODEL
LONG STROKE MODEL

HALO

A superb combination series of HALO, an English furniture brand with a vintage atmosphere, and Takara Belmont.

DUX

A flagship model that adopts an antique chair motif with the rivet finish created by craftsmen



SU-D1HCM/
EA-HAL-FS/SP-YE
W670xD940xH880mm
SEAT: CAMEL [CM]

SEAT (genuine leather) ———
 DARK BROWN [DB]
 CAMEL [CM]

SPITFIRE

An innovative model that takes the old British legendary aircraft, Spitfire as a motif



SU-D3CDB/
EA-HAL-FS/SP-YE
W620xD930xH880mm
SEAT: DARK BROWN [DB]

SEAT (genuine leather) ———
 DARK BROWN [DB]

BARONE

A highly distinguished model based on a traditional form. The soft, real leather cushions create a luxurious time.



SU-D3ddb/
EA-HAL-FS/SP-YE
W632xD910xH860mm
SEAT: DARK BROWN [DB]

SEAT (genuine leather) ———
 DARK BROWN [DB]



OLDIE MIRROR →P47



SPITFIRE MIRROR →P47

*The HALO collaboration chairs are individually made by master craftsmen. The products contain slight variations in lines and texture.
 *The supple genuine leather has natural distress marks, wrinkles, and blemishes that tell the real story of wildness.
 *The vintage is reflected in the uniqueness and history of each piece of leather. To enrich its taste, many steps are taken, increasing the vintage-like depth.

CHAIR BASE (See page 23 for details.) Select from the following: **LONG STROKE MODEL** **LOW-HEIGHT MODEL** **BASIC MODEL** **LONG STROKE MODEL**

VINTAGE ALT

A design that captures trends including a simple and classic form, an antique upholstered finish, and upholstery that has the feel of well-used real leather.

*Because the wooden parts and antique chrome coating parts are finished by hand, the wooden surface, colour, and texture differ slightly from product to product.

A1201

The best of simplicity and rustic charm



SU-D2AWNVT1/
SP-YAE
W615xU900xH780mm
SEAT: BLACK [VT1]
FOOTREST: WOOD [W]

A1202

Expression of soft tension from which a smiling face follows



SU-D2BSVT3/
SP-YA
W640xD870xH810mm
SEAT: RED BROWN [VT3]
FOOTREST: U-SHAPE [S]

A1203

Classic calm relaxation enveloping the body



SU-D2CSNVT2/
SP-YFL
W690xD765xH842mm
SEAT: DARK BROWN [VT2]
FOOTREST: U-SHAPE [S]

A1204

The casual round form evokes a sense of high quality.



SU-D2DSVT5/
SP-YEB
W680xD820xH755mm
SEAT: BEIGE [VT5]
FOOTREST: U-SHAPE [S]

A1205

The sense of stability created by the square form



SU-D2EBVT4/
SP-YE
W680xD885xH780mm
SEAT: CAMEL [VT4]
FOOTREST: ANTIQUE CHROME [B]

A1206

Metal frame with a vintage-like design



SU-D2FBVT1/
SP-YEB
W490xD960xH850mm
SEAT: BLACK [VT1]
FOOTREST: ANTIQUE CHROME [B]

SEAT ———
 BLACK [VT1]
 DARK BROWN [VT2]
 RED BROWN [VT3]
 CAMEL [VT4]
 BEIGE [VT5]
 GREEN [VT6]

FOOTREST ———
 U-SHAPE [S]
 WOOD [W]
 ANTIQUE CHROME [B]
 Exclusive for A1201/A1203
 Exclusive for A1202
 Exclusive for A1204/A1205/A1206

VINTAGE ALT STOOL →P.44
 VINTAGE ALT+ →P.14

CHAIR BASE (See page 23 for details.) Select from the following:

LONG STROKE MODEL **LOW-HEIGHT MODEL** **BASIC MODEL** **LONG STROKE MODEL**

THEIA

Graceful design lines that are both feminine and universal. A high-quality salon with a feeling of coordination is created in combination with mirrors, trolleys, and so on.

CIRK

SWEET LINE
A design with a gentle and elegant air that adds expressiveness with buttons



SU-D3BPMN3/SP-YH
W535xD880xH818mm
SEAT: IVORY [MN3]

BITTER LINE

A design with a gentle and classic air that adds expressiveness with buttons



SU-D3BBVT2/SP-YEBC
W535xD880xH826mm
SEAT: DARK BROWN [VT2]

CARRE

SWEET LINE
A basic, high-quality square-form model decorated with stitching



SU-D3APMN2/SP-YH
W665xD865xH770mm
SEAT: DARK BROWN [MN2]

BITTER LINE

A basic, classic square-form model decorated with stitching



SU-D3ABVT4/SP-YEBC
W665xD865xH778mm
SEAT: CAMEL [VT4]

CHAIR BASE (See page 23 for details.) Select from the following:

LONG STROKE MODEL **LOW-HEIGHT MODEL** **BASIC MODEL** **LONG STROKE MODEL**



THEIA MIRROR →P.47



THEIA TROLLEY →P.45



THEIA STOOL →P.44



THEIA WAITING →P.44

SEAT (Sweet line) ———

PURPLE BROWN [MN1]
 DARK BROWN [MN2]
 IVORY [MN3]
 *MN upholstery is processed to create a fabric-like texture and it feels different from ordinary vinyl upholstery.

SEAT (Bitter line) ———

DARK BROWN [VT2]
 CAMEL [VT4]
 BROWN [NF1]
 OLIVE BEIGE [NF2]

LIM

Unique but suitable for any style. A sleek design with the highest levels of ease-of-use and comfort.

LIM CHAIR 01



SU-D83S NL5/
EA-D83C NL5/
SP-YB
W620xD820xH810mm
SEAT: BLACK [NL5]
CUSHION: BLACK [NL5]
*Be sure to order cushion.
FOOTREST: SINGLE [S]

LIM CHAIR 02



SU-D84W NL1/
EA-D83C NL1/
SP-YFL
W650xD895xH787mm
SEAT: WHITE [NL1]
CUSHION: WHITE [NL1]
*Be sure to order cushion.
FOOTREST: DOUBLE [W]

LIM CHAIR 03



SU-D85S NL24/
EA-D83C NL24/
SP-YB
W620xD815xH810mm
SEAT: DARK BROWN [NL24]
CUSHION: DARK BROWN [NL24]
*Be sure to order cushion.
FOOTREST: SINGLE [S]



EXCLUSIVE CHAIR BASE
SP-YB

*This chair base has been newly developed for the LIM CHAIR series.
 CHAIR BASE (See page 23 for details.) Select from the following:

LONG STROKE MODEL **LOW-HEIGHT MODEL** **BASIC MODEL** **LONG STROKE MODEL**

FOOTREST (exclusive for LIM CHAIR 01) ———
 SINGLE [S]
 DOUBLE [W]

(exclusive for LIM CHAIR 02/03) ———
 SINGLE [S]
 DOUBLE [W]

LIM CUSHION

 EA-D83C NL5
 W470xD90xH210mm

CUSHION ———
 WHITE [NL1]
 BLACK [NL5]
 DARK BROWN [NL24]
 CHARCOAL GREY [AH1]
 DARK BROWN [AH2]
 CAMEL [AH3]

D.CLASSICS

A design that tells a story. A sense of presence that symbolically creates a salon space. The design evokes a unique and highly enjoyable mood.

CHOCO

The vintage-like upholstery matches the simple look. Uncompromising design detail creates a profound, unique mood.

SU-D1ACVT3/SP-AC
W590xD970xH860mm
SEAT: RED BROWN [VT3]
ARMREST: CHROME [C]



ARMREST (CHOCO only):



WOOD-BROWN COATING [B] CHROME [C] MAT [S]

CHAIR BASE [See page 23 for details.] Select from the following: **LONG STROKE MODEL** **BASIC MODEL** **LONG STROKE MODEL**

HARP

The retro-modern design enhances its presence. Our commitment to detail is expressed by the unique originality of the form.

SU-D1BCVT2/SP-AJ
W665xD975xH810mm
SEAT: DARK BROWN [VT2]



SEAT

- BLACK [VT1]
- DARK BROWN [VT2]
- RED BROWN [VT3]
- CAMEL [VT4]



D-GALLEY A/S →P.4E

Our innovative, original upholstery gives a feeling of high class and vintage quality. Four deep, chic colour variations give a greater range of colour-coordination to match the salon image.

STYLING SOFA II

The unadorned form and embracing design create a high-quality and refreshing salon space.

COFF

The design conveys stability by adding roundness to a straight-line form.

SU-D0AAES12/SP-YA
W685xD890xH840mm
SEAT: BROWN [ES12]
FOOTREST: WITHOUT ALUMINIUM BAR [A]



MORB


The customer-friendly, welcoming, embracing, and soft form are appealing.

SU-D0BSES9/SP-YFL
W685xD885xH799mm
SEAT: IVORY [ES9]
FOOTREST: WITH ALUMINIUM BAR [S]



Comfort

The three-layer cushion and optimal dimensions and angles of design support a comfortable posture at all times—and for any body type.



Operability of hairstylists

The backrest is low and thin to facilitate dealing with long hair and easy operation while seated on stool. Seat is removable for easy cleaning.



Meticulous manufacturing

Our products are made by skilled craftsmen who impart the feeling of a luxury sofa with meticulous attention to quality, from painstaking sewing to aluminium bar footrest.



FOOTREST



WITHOUT ALUMINIUM BAR [A] WITH ALUMINIUM BAR [S]

CHAIR BASE [See page 23 for details.] Select from the following:

- LONG STROKE MODEL**
- LOW-HEIGHT MODEL**
- BASIC MODEL**
- LONG STROKE MODEL**

SEAT

- WHITE [ES1]
- BLACK [ES8]
- IVORY [ES9]
- MAROON [ES11]
- BROWN [ES12]

G90

90 year anniversary model. Developed by combining Takara Belmont's "Technology," "Science/Knowledge" and "Design."

#03 [AI]

Comfortable and sophisticated look

SU-D1GCS2CS4/SP-YFL
W660xD875xH789mm
SEAT: DARK BROWN x IVORY [CS2CS4]



The chair is designed as a single-bodied seat and back with side-mounted armrests.



The spherical design provides all-round comfort for the customer.

SEAT

- (single colour)
- BLACK [CS1]
- DARK BROWN [CS2]
- RED [CS3]
- IVORY [CS4]
- (two-tone colour)
- BLACK x RED [CS1CS3]
- DARK BROWN x IVORY [CS2CS4]

CHAIR BASE [See page 23 for details.] Select from the following: **LONG STROKE MODEL** **LOW-HEIGHT MODEL** **BASIC MODEL** **LONG STROKE MODEL**

KITA ERGO II

Science becomes aesthetics. The functions fundamentally necessary for a styling chair have been made into science through ergonomics.

MINAMO

SU-D91NH1CN25/SP-YA
W645xD930xH805mm
SEAT: WHITE x TITANIUM SILVER [NH1CN25]



SEAT [two-tone colour: MINAMO]

- WHITE x TITANIUM SILVER [NH1CN25]
- OLIVE GREEN x TITANIUM SILVER [NH1CN25]

CHAIR BASE [See page 23 for details.] Select from the following: **LOW-HEIGHT MODEL** **BASIC MODEL** **LONG STROKE MODEL**

NAGI

SU-D92NH1NL2/SP-YA
W660xL930xH780mm
SEAT: OLIVE GREEN x IVORY [NH1NL2]



SEAT [two-tone colour: NAGI]

- OLIVE GREEN x IVORY [NH1NL2]
- MAROON x IVORY [NL25NL2]

NAMI

SU-D93NH10/SP-YE
W660xD930xH820mm
SEAT: RED BROWN [NH10]



SEAT [two-tone colour: NAMI]

- IVORY x MAROON [NL2NL25]

SEAT (single colour: 3 models)

- WHITE [NH1]
- BLACK [NH5]
- BROWN R [NH8]
- CAMEL R [NH9]
- RED BROWN [NH10]
- OLIVE GREEN [NH11]

STANDARD LINE

A long-standing Takara Belmont design that has continuously gained support in different eras.

RABBIT CAPTAIN II

SU-818N NL24/SP-YH
W585xD710xH745mm
SEAT: DARK BROWN [NL24]



- WHITE [NL1]
- BLACK [NL5]
- DARK BROWN [NL24]

CHAIR BASE [See page 23 for details.] Select from the following: **LONG STROKE MODEL** **LOW-HEIGHT MODEL** **BASIC MODEL** **LONG STROKE MODEL**

HIRAYOSHI

SU-723N NL5/SP-YH
W570xD780xH755mm
SEAT: BLACK [NL5]



- BLACK [NL5]

FIORE

SU-826N NL5/SP-YH
W565xD810xH790mm
SEAT: BLACK [NL5]



- BLACK [NL5]

D.SERIES

This design, the epitome of the salon space, exudes a bold presence.

RSIII

A styling chair with the same silhouette as RSIII shampoo chair provides a sense of unity throughout the salon. Or, use it independently as a sophisticated styling chair.

CADILLA

SU-D03D CN21/SP-AC
W575xD980xH863mm
SEAT: PEARL BEIGE [CN21]
SURFACE FINISH: MAT [D]



- PEARL BEIGE [CN21]
- PEARL SILVER [CN22]

SURFACE FINISH CHROME [C] MAT [D]

CHAIR BASE [See page 23 for details.] Select from the following: **LONG STROKE MODEL** **BASIC MODEL** **LONG STROKE MODEL**

PRIME CHAIR

AY-PRICNL5/SP-YA
W610xD895xH875mm
SEAT: BLACK [NL5]



- WHITE [NL1]
- BLACK [NL5]
- DARK BROWN [NL24]
- RED BROWN [NL23]

CHAIR BASE [See page 23 for details.] Select from the following: **LONG STROKE MODEL** **LOW-HEIGHT MODEL** **BASIC MODEL** **LONG STROKE MODEL**

ARMREST



SILVER [S]



BROWN [B] RS PRIME →P.2E